


General information about company	
Scrip code	531685
Name of the company	FRONTLINE FINANCIAL SERVICES LTD
Whether company is SME	No
Class of Security	Equity Shares
Type of report	Quarterly
Quarter Ended / Half year ended/Date of Report (For Prelisting / Allotment)	31-03-2016
Date of allotment / extinguishment (in case Capital Restructuring selected) / Listing Date	
Shareholding pattern filed under	Regulation 31 (1) (b)

Handwritten signature and date: 31/03/2016



Sr. No.	Particular	Yes/No
1	Whether the Listed Entity has issued any partly paid up shares?	No
2	Whether the Listed Entity has issued any Convertible Securities ?	No
3	Whether the Listed Entity has issued any Warrants ?	No
4	Whether the Listed Entity has any shares against which depository receipts are issued?	No
5	Whether the Listed Entity has any shares in locked-in?	No
6	Whether any shares held by promoters are pledge or otherwise encumbered?	No
7	Whether company has equity shares with differential voting rights?	No

267 919616 21/3



Table I - Summary Statement holding of specified securities											
Category (I)	Category of shareholder (II)	Nos. Of shareholders (III)	No. of fully paid up equity shares held (IV)	No. Of Partly paid-up equity shares held (V)	No. Of shares underlying Depository Receipts (VI)	Total nos. shares held (VII) = (IV)+(V)+(VI)	Shareholding as a % of total no. of shares (calculated as per SCRR, 1957) (VIII) As a % of (A+B+C2)	Number of Voting Rights held in each class of securities (IX)			Total as a % of (A+B+C)
								No of Voting (XIV) Rights			
								Class - eg: X	Class - eg: y	Total	
(A)	Promoter & Promoter Group	9	1812600			1812600	30.72	1812600		1812600	30.72
(B)	Public	502	4088500			4088500	69.28	4088500		4088500	69.28
(C)	Non Promoter-Non Public										
(C1)	Shares underlying DRs										
(C2)	Shares held by Employee Trusts										
	Total	511	5901100			5901100	100	5901100		5901100	100

267 4/26/2016 21:03

Table I - Summary Statement holding of specified securities										
Category (I)	Category of shareholder (II)	No. Of Shares Underlying Outstanding convertible securities (X)	No. of Shares Underlying Outstanding Warrants (XI)	No. Of Shares Underlying Outstanding convertible securities and No. Of Warrants (XI) (a)	Shareholding, as a % assuming full conversion of convertible securities (as a percentage of diluted share capital) (XI) = (VII)+(X) As a % of (A+B+C2)	Number of Locked in shares (XII)		Number of Shares pledged or otherwise encumbered (XIII)		Number of equity shares held in dematerialized form (XIV)
						No. (a)	As a % of total Shares held (b)	No. (a)	As a % of total Shares held (b)	
(A)	Promoter & Promoter Group				30.72					0
(B)	Public				69.28					0
(C)	Non Promoter-Non Public									
(C1)	Shares underlying DRs									
(C2)	Shares held by Employee Trusts									
	Total				100					0

2017 4/10/2017 21:13




Table II - Statement showing shareholding pattern of the Promoter and Promoter Group											
Sr.	Category & Name of the Shareholders (I)	Nos. Of shareholders (II)	No. of fully paid up equity shares held (IV)	No. Of Partly paid-up equity shares held (V)	No. Of shares underlying Depository Receipts (VI)	Total nos. shares held (VII) = (IV)+(V)+(VI)	Shareholding as a % of total no. of shares (calculated as per SCRR, 1957) (VIII) As a % of (A+B+C2)	Number of Voting Rights held in each class of securities (IX)			Total as a % of Total Voting rights
								No of Voting (XIV) Rights			
								Class eg: X	Class eg: y	Total	
A	Table II - Statement showing shareholding pattern of the Promoter and Promoter Group										
(1)	Indian										
(a)	Individuals/Hindu undivided Family	9	1812600			1812600	30.72	1812600		1812600	30.72
Sub-Total (A) (1)		9	1812600			1812600	30.72	1812600		1812600	30.72
(2)	Foreign										
Total Shareholding of Promoter and Promoter Group (A) = (A)(1)+(A)(2)		9	1812600			1812600	30.72	1812600		1812600	30.72
B	Table III - Statement showing shareholding pattern of the Public shareholder										
(1)	Institutions										
(3)	Non-institutions										
(a(i))	Individuals - i Individual shareholders holding nominal share capital up to Rs. 2 lakhs.	480	548900			548900	9.3	548900		548900	9.3
(a(ii))	Individuals - ii. Individual shareholders holding nominal share capital in excess of Rs. 2 lakhs.	22	3539600			3539600	59.98	3539600		3539600	59.98
Sub-Total (B) (3)		602	4088500			4088500	69.28	4088500		4088500	69.28
Total Public Shareholding (B) = (B)(1) + (B)(2) + (B)(3)		502	4088500			4088500	69.28	4088500		4088500	69.28
C	Table IV - Statement showing shareholding pattern of the Non Promoter- Non Public shareholder										
Total (A+B+C2)		511	5901100			5901100	100	5901100		5901100	100
Total (A+B+C)		511	5901100			5901100	100	5901100		5901100	100



2017
 4195109 2113


Table II - Statement showing shareholding pattern of the Promoter and Promoter Group									
Sr.	No. Of Shares Underlying Outstanding convertible securities (X)	No. of Shares Underlying Outstanding Warrants (Xi)	No. Of Shares Underlying Outstanding convertible securities and No. Of Warrants (Xi) (a)	Shareholding , as a % assuming full conversion of convertible securities (as a percentage of diluted share capital) (XI)= (VII)+(X) As a % of (A+B+C2)	Number of Locked in shares (XII)		Number of Shares pledged or otherwise encumbered (XIII)		Number of equity shares held in dematerialized form (XIV)
					No. (a)	As a % of total Shares held (b)	No. (a)	As a % of total Shares held (b)	
A	Table II - Statement showing shareholding pattern of the Promoter and Promoter Group								
(1)	Indian								
(a)				30.72					0
Sub-Total (A) (1)				30.72					0
(2)	Foreign								
Total Shareholding of Promoter and Promoter Group (A)= (A)(1)+(A)(2)				30.72					0
B	Table III - Statement showing shareholding pattern of the Public shareholder								
(1)	Institutions								
(3)	Non-institutions								
(a(i))				9.3					0
(a(ii))				59.98					0
Sub-Total (B) (3)				69.28					0
Total Public Shareholding (B)=(B)(1)+(B)(2)+(B)(3)				69.28					0
C	Table IV - Statement showing shareholding pattern of the Non Promoter- Non Public shareholder								
Total (A+B+C)				100					0
Total (A+B+C)				100					0

Handwritten signature and a circular stamp.


Individuals/Hindu undivided Family							
Serial No.	1	2	3	4	5	6	7
Name of the Shareholders (I)	TUSHAR SHASHIKANT SHAH	CHINTAN VINODCHANDRA SHAH	BIADRESH MANUBHAI MEHTA	DEEP SURESHBHAI GADHECHA	AJITBHAI DOSHI	SURESHBHAI U GADHECHA	BIPINBHAI SANGHVI
PAN (II)	AQBPS2684R	BCPPS6893D	AHHPM2114J		AFWPD2545J	AAZPG9771D	BLBPS1747P
No. of fully paid up equity shares held (IV)	107400	59700	59400	259000	272900	296900	276500
No. Of Partly paid-up equity shares held (V)							
No. Of shares underlying Depository Receipts (VI)							
Total nos. shares held (VII) = (IV) - (V) + (VI)	107400	59700	59400	259000	272900	296900	276500
Shareholding as a % of total no. of shares (calculated as per SCRR, 1957) (VIII) As a % of (A+B+C2)	1.82	1.01	1.01	4.39	4.62	5.03	4.69
Number of Voting Rights held in each class of securities (IX)							
Class eg: X	107400	59700	59400	259000	272900	296900	276500
Class eg: y							
Total	107400	59700	59400	259000	272900	296900	276500
Total as a % of Total Voting rights	1.82	1.01	1.01	4.39	4.62	5.03	4.69
No. Of Shares Underlying Outstanding convertible securities (X)							
No. of Shares Underlying Outstanding Warrants (Xi)							
No. Of Shares Underlying Outstanding convertible securities and No. Of Warrants (Xi) (a)							
Shareholding, as a % assuming full conversion of convertible securities (as a percentage of diluted share capital) (XI) = (VII) - (Xi)(a) As a % of (A+B+C2)	1.82	1.01	1.01	4.39	4.62	5.03	4.69

267 1/3/2017



Number of Locked in shares (XII)							
No. (a)							
As a % of total Shares held (b)							
Number of Shares pledged or otherwise encumbered (XIII)							
No. (a)							
As a % of total Shares held (b)							
Number of equity shares held in dematerialized form (XIV)	0	0	0	0	0	0	0
Reason for not providing PAN							
Reason for not providing PAN					Textual Information(1)		

267 4196m 21/5



Individuals/Hindu undivided Family			
Serial No.	8	9	
Name of the Shareholders (I)	CHHAYABEN S GADHECIA	AALIN MEHTA	Click here to go back
PAN (II)		AMGPM4282J	Total
No. of fully paid up equity shares held (IV)	293800	187000	1812600
No. Of Partly paid-up equity shares held (V)			
No. Of shares underlying Depository Receipts (VI)			
Total nos. shares held (VII) = (IV)+ (V)+ (VI)	293800	187000	1812600
Shareholding as a % of total no. of shares (calculated as per SCRR, 1957) (VIII) As a % of (A+B+C2)	4.98	3.17	30.72
Number of Voting Rights held in each class of securities (IX)			
Class eg: X	293800	187000	1812600
Class eg: y			
Total	293800	187000	1812600
Total as a % of Total Voting rights	4.98	3.17	30.72
No. Of Shares Underlying Outstanding convertible securities (X)			
No. of Shares Underlying Outstanding Warrants (Xi)			
No. Of Shares Underlying Outstanding convertible securities and No. Of Warrants (Xi) (a)			
Shareholding , as a % assuming full conversion of convertible securities (as a percentage of diluted share capital) (XI)= (VII)+(Xi)(a) As a % of (A+B+C2)	4.98	3.17	30.72
Number of Locked in shares (XII)			
No. (a)			
As a % of total Shares held (b)			
Number of Shares pledged or otherwise encumbered (XIII)			
No. (a)			


267 11/2016 21/11

5/14/2018

FRONTLINE-31-03-2016.html


As a % of total Shares held (b)			
Number of equity shares held in dematerialized form (XIV)	0	0	0
Reason for not providing PAN			
Reason for not providing PAN	Textual Information(2)		

JG 21/3



Text Block	
Textual Information(1)	PAN NOT FOUND
Textual Information(2)	PAN NOT FOUND

267 91942 9113



Individuals - i. Individual shareholders holding nominal share capital up to Rs. 2 lakhs.		
Serial No.	1	
Name of the Shareholders (I)	Siddharth Mahendrakumar Sheth	Click here to go back
PAN (II)		Total
No. of fully paid up equity shares held (IV)	199800	199800
No. Of Partly paid-up equity shares held (V)		
No. Of shares underlying Depository Receipts (VI)		
Total nos. shares held (VII) = (IV)+ (V)+ (VI)	199800	199800
Shareholding as a % of total no. of shares (calculated as per SCRR, 1957) (VIII) As a % of (A+B+C2)	3.39	3.39
Number of Voting Rights held in each class of securities (IX)		
Class eg: X	199800	199800
Class eg: y		
Total	199800	199800
Total as a % of Total Voting rights	3.39	3.39
No. Of Shares Underlying Outstanding convertible securities (X)		
No. of Shares Underlying Outstanding Warrants (Xi)		
No. Of Shares Underlying Outstanding convertible securities and No Of Warrants (Xi) (a)		
Shareholding , as a % assuming full conversion of convertible securities (as a percentage of diluted share capital) (XI)= (VII)+(X) As a % of (A+B+C2)	3.39	3.39
Number of Locked in shares (XII)		
No. (a)		
As a % of total Shares held (b)		
Number of equity shares held in	0	0


2017 04/16/2018

5/14/2018

FRONTLINE-31-03-2016.html

dematerialized form (XIV)		
Reason for not providing PAN		
Reason for not providing PAN	Textual Information(1)	

2017 4/13/2018 219



Text Block	
Textual Information(1)	PAN NOT FOUND

एन वी ४३२५७८९०१२३



Individuals - ii. Individual shareholders holding nominal share capital in excess of Rs. 2 lakhs.							
Serial No.	1	2	3	4	5	6	7
Name of the Shareholders (I)	Arunaben Hiteshkumar Shah	Bhanvarbhai Gandhi	Bharatkumar Shantilal Mehta	Chandrakant Amrutlal Doshi	Pannaben Bhanubhai Shah	Jaiminbhai Jagdishchandra Shah	Shaileshbhai Bhatt
PAN (II)							
No. of fully paid up equity shares held (IV)	252000	248000	249500	250000	399800	250000	250000
No. Of Partly paid-up equity shares held (V)							
No. Of shares underlying Depository Receipts (VI)							
Total nos. shares held (VII) = (IV)+ (V)+ (VI)	252000	248000	249500	250000	399800	250000	250000
Shareholding as a % of total no. of shares (calculated as per SCRR, 1957) (VIII) As a % of (A+B+C2)	4.27	4.2	4.23	4.24	6.78	4.24	4.24
Number of Voting Rights held in each class of securities (IX)							
Class eg: X	252000	248000	249500	250000	399800	250000	250000
Class eg: y							
Total	252000	248000	249500	250000	399800	250000	250000
Total as a % of Total Voting rights	4.27	4.2	4.23	4.24	6.78	4.24	4.24
No. Of Shares Underlying Outstanding convertible securities (X)							
No. of Shares Underlying Outstanding Warrants (Xi)							
No. Of Shares Underlying Outstanding convertible securities and No. Of Warrants (Xi) (a)							
Shareholding , as a % assuming full conversion of convertible securities (as a percentage of diluted share capital) (XI)= (VII)+(X) As a % of (A+ B+C2)	4.27	4.2	4.23	4.24	6.78	4.24	4.24
Number of Locked in shares (XII)							
No. (a)							
As a % of total Shares held (b)							
Number of equity	0	0	0	0	0	0	0

26/3/2018

shares held in dematerialized form (XIV)							
Reason for not providing PAN							
Reason for not providing PAN	Textual Information(1)	Textual Information(2)	Textual Information(3)	Textual Information(4)	Textual Information(5)	Textual Information(6)	Textual Information(7)

21/6/2018




Individuals - ii. Individual shareholders holding nominal share capital in excess of Rs. 2 lakhs.					
Serial No.	8	9	10	11	
Name of the Shareholders (I)	Surekhaben B. Shah	Mahesh Acharya	Ankita Joshi	Rasikbhai Sheth	Click here to go back
PAN (II)					Total
No. of fully paid up equity shares held (IV)	250000	277800	249700	309400	2986200
No. Of Partly paid-up equity shares held (V)					
No. Of shares underlying Depository Receipts (VI)					
Total nos. shares held (VII) = (IV)+ (V)+ (VI)	250000	277800	249700	309400	2986200
Shareholding as a % of total no. of shares (calculated as per SCRR, 1957) (VIII) As a % of (A+B+C2)	4.24	4.71	4.23	5.24	50.6
Number of Voting Rights held in each class of securities (IX)					
Class eg: X	250000	277800	249700	309400	2986200
Class eg:y					
Total	250000	277800	249700	309400	2986200
Total as a % of Total Voting rights	4.24	4.71	4.23	5.24	50.6
No. Of Shares Underlying Outstanding convertible securities (X)					
No. of Shares Underlying Outstanding Warrants (Xi)					
No. Of Shares Underlying Outstanding convertible securities and No. Of Warrants (Xi) (a)					
Shareholding, as a % assuming full conversion of convertible securities (as a percentage of diluted share capital) (XI)- (VII)+(X) As a % of (A+B-C2)	4.24	4.71	4.23	5.24	50.6
Number of Locked in shares (XII)					
No. (a)					
As a % of total Shares held (b)					
Number of equity shares held in	0	0	0	0	0

2017 4/13/2016 11:13

dematerialized form (XIV)					
Reason for not providing PAN					
Reason for not providing PAN	Textual Information(8)	Textual Information(9)	Textual Information(10)	Textual Information(11)	

2017 4/19/2016 2013



Text Block	
Textual Information(1)	PAN NOT FOUND
Textual Information(2)	PAN NOT FOUND
Textual Information(3)	PAN NOT FOUND
Textual Information(4)	PAN NOT FOUND
Textual Information(5)	PAN NOT FOUND
Textual Information(6)	PAN NOT FOUND
Textual Information(7)	PAN NOT FOUND
Textual Information(8)	PAN NOT FOUND
Textual Information(9)	PAN NOT FOUND
Textual Information(10)	PAN NOT FOUND
Textual Information(11)	PAN NOT FOUND

2/6 4196 219

