



Front Line

FINANCIAL SERVICES LTD.


STATEMENT SHOWING SHARE HOLDING PATTERN FOR THE QUARTER ENDED ON 30/09/2012
 CIN CODE: 531685 COMPANY NAME: FRONTLINE FINANCIAL SERVICES LIMITED

Partly paid - up Shares	No. of Partly Paid up Shares	As a % of total no. of Partly Paid Up Share	As a % of total No. of shares of the Company
Held by promoter/ promoter group	NIL	NIL	NIL
Held by Public	NIL	NIL	NIL
Total	NIL	NIL	NIL
Outstanding Convertible Securities	No. of Outstanding Securities	As a % of total no. of outstanding Convertible securities	As a % of total no. of shares of the Company assuming full conversion of the convertible securities
Held by promoter/ promoter group	NIL	NIL	NIL
Held by Public	NIL	NIL	NIL
Total	NIL	NIL	NIL
Warrants	No. of Warrants	As a % of total no. of Warrants	As a % of total no. of shares of the Company assuming full conversion of Warrants
Held by promoter/ promoter group	NIL	NIL	NIL
Held by Public	NIL	NIL	NIL
Total	NIL	NIL	NIL
Total paid - up capital of the company, assuming full conversion of warrants and convertible securities		5901100	

Date: 08.10.2012
 Place: Ahmedabad

For Frontline Financial Services Limited

DIRECTOR



12-A, Swastik Chamber, Nr. C.U.Shah College, Navjivan Press Road,
 Ashram Road, Ahmedabad-380014, Mo.: 098256 58051

STATEMENT SHOWING SHARE HOLDING-PATTERN


Cate Code	Category of Shareholders	No of Share Holders	No of Shares Held	No of Shares Held in Demat	Total Shareholding as % of Total No. of Shares		Shares Pledged or Otherwise Encumbered	
					As %age of (A+B)	As %age of (A+B+C)	No. of Shares	As a % of A
A	Shareholding of promoter and promoter group							
1	Indian							
a	Individuals/HUFs	9	1812600	0	30.71631	30.71631	0	0.00000
b	Central Govt./State Govts.	0	0	0	0.00000	0.00000	0	0.00
c	Bodies Corporate.	0	0	0	0.00000	0.00000	0	0.00
d	Financial Institutions/Banks	0	0	0	0.00000	0.00000	0	0.00
e	Any other	0	0	0	0.00000	0.00000	0	0.00
	Sub Total A(1)	9	1812600	0	30.71631	30.71631	0	0.00000
2	Foreign							
a	Non Resident Individuals/Foreign Ind.	0	0	0	0.00000	0.00000	0	0.00
b	Bodies Corporate	0	0	0	0.00000	0.00000	0	0.00
c	Institutions	0	0	0	0.00000	0.00000	0	0.00
d	Any others	0	0	0	0.00000	0.00000	0	0.00
	Sub Total A(2)	0	0	0	0.00000	0.00000	0	0.00
	Total Share Holding of promoter group	9	1812600	0	30.71631	30.71631	0	0.00000
B	Public Shareholding							
1	Institutions							
a	Mutual Funds/UTI	0	0	0	0.00000	0.00000	0	0.00
b	Financial Institutions/Banks	0	0	0	0.00000	0.00000	0	0.00
c	Central Govt./State Govt.	0	0	0	0.00000	0.00000	0	0.00
d	Venture Capital Funds	0	0	0	0.00000	0.00000	0	0.00
e	Insurance Companies	0	0	0	0.00000	0.00000	0	0.00
f	Foreign Institutional Investors.	0	0	0	0.00000	0.00000	0	0.00
g	Foreign Venture Capital Investors	0	0	0	0.00000	0.00000	0	0.00
h	Any other	0	0	0	0.00000	0.00000	0	0.00
	Sub Total B(1)	0	0	0	0.00000	0.00000	0	0.00
2	Non Institutions							
a	Bodies Corporate	0	0	0	0.00000	0.00000	0	0.00
b1	Individuals-shareholders holding normal Share capital upto Rs 1 lac	159	247900	0	4.20091	4.20091	0	0.00
b2	Individuals-shareholders holding normal Share capital in excess of Rs 1 lac	23	3840600	0	65.08278	65.08278	0	0.00
c	Any other 1) Individual Director	0	0	0	0.00000	0.00000	0	0.00
	2) Clearing Member				0.00000	0.00000	0	0.00
	3) NRI	0	0	0	0.00000	0.00000	0	0.00
	4) OCB's	0	0	0	0.00000	0.00000	0	0.00
	5) Trust	0	0	0	0.00000	0.00000	0	0.00
	Sub Total B(2)	182	4088500	0	69.28369	69.28369	0	0.00
	Total Public Share Holding B(1) + B(2)	182	4088500	0	69.28369	69.28369	0	0.00
	Total A + B	191	5901100	0	100.00000	100.00000	0	0
C	Shares held by Custodians and against which Depository receipts have been issued	0	0	0	0.00000	0.00000	0	0.00
	Grand Total A + B + C	191	5901100	0	100.00000	100.00000	0	0

Date: 08.10.2012

Place: Ahmedabad

For Frontline Financial Services Limited

Director



holding of securities (including shares, warrants, convertible securities) of persons belonging to the Promoter and Promoter Group"


No.	Name of shareholder	Details of Shares held		Encumbered shares (*)			Details of warrants		Details of convertible securities		Total shares (including underlying shares assuming full conversion of warrants and convertible securities) as a % of
		Number of shares held	As a % of grand total (A)+(B)+(C)	No.	As a percentage	As a % of grand total (A)+(B)+(C) of sub-clause (I)(a)	Number of warrants held	As a % total number of warrants of the same class	Number of convertible securities held	As a % total number of convertible securities of the same class	
(I)	(II)	(III)	(IV)	(V)	(VI)=(V)/(III)*100	(VII)	(VIII)	(IX)	(X)	(XI)	(XII)
1	Tushar Shashikant Shah	107,400	1.82	NIL	NIL	NIL	NIL	NIL	NIL	NIL	107,400
2	Chintan Vinodchandra Shah	59,700	1.01	NIL	NIL	NIL	NIL	NIL	NIL	NIL	59,700
3	Bhadresh Manubhai Mehta	59,400	1.01	NIL	NIL	NIL	NIL	NIL	NIL	NIL	59,400
4	Deep Sureshbhai Gadhecha	259,000	4.39	NIL	NIL	NIL	NIL	NIL	NIL	NIL	259,000
5	Ajitbhai Doshi	272,900	4.62	NIL	NIL	NIL	NIL	NIL	NIL	NIL	272,900
6	Sureshbhai U Gadhecha	296,900	5.03	NIL	NIL	NIL	NIL	NIL	NIL	NIL	296,900
7	Bipinbhai Sanghvi	276,500	4.69	NIL	NIL	NIL	NIL	NIL	NIL	NIL	276,500
8	Chhayaben S Gadhecha	293,800	4.98	NIL	NIL	NIL	NIL	NIL	NIL	NIL	293,800
9	Aalin Mehta	187,000	3.17	NIL	NIL	NIL	NIL	NIL	NIL	NIL	187,000
	TOTAL	1812600	30.72	NIL	NIL	NIL	NIL	NIL	NIL	NIL	1812600

(* The term "encumbrance" has the same meaning as assigned to it in regulation 28(3) of the SAST Regulations, 2011
For Frontline Financial Services Limited

Director
Frontline Financial Services Limited
Ahmedabad

Following holding of securities (including shares, warrants, convertible securities) of persons belonging to the public and holding more than 1% of the total number of shares


Sl. No.	Name of the shareholder	Number of shares held	Shares as a percentage of total number of shares (i.e., Grand Total (A)+(B)+(C) indicated in Statement at para (I)(a) above)	Details of warrants		Details of convertible securities		Total shares (including underlying shares assuming full conversion of warrants and convertible securities) as a % of diluted share capital
				Number of warrants held	As a % total number of warrants of the same class	Number of convertible securities held	% w.r.t total number of convertible securities of the same class	
1	Arunaben Hiteshkumar Shah	252000	4.27	NIL	NIL	NIL	NIL	252000
2	Bhanvarbhai Gandhi	248000	4.20	NIL	NIL	NIL	NIL	248000
3	Bharatbhai Pranlal Papat	250000	4.24	NIL	NIL	NIL	NIL	250000
4	Bharatkumar Shantilal Mehta	249500	4.23	NIL	NIL	NIL	NIL	249500
5	Chandrakant Amrutlal Doshi	250000	4.24	NIL	NIL	NIL	NIL	250000
6	Pannaben Bhanubhai Shah	399800	6.78	NIL	NIL	NIL	NIL	399800
7	Jalminbhai Jagdishchandra S	250000	4.24	NIL	NIL	NIL	NIL	250000
8	Jayeshbhai Babulal Shah	250000	4.24	NIL	NIL	NIL	NIL	250000
9	Surekhaben B. Shah	250000	4.24	NIL	NIL	NIL	NIL	250000
10	Mahesh Acharya	277800	4.71	NIL	NIL	NIL	NIL	277800
11	Maheshbhai Chhotalal Shah	249700	4.23	NIL	NIL	NIL	NIL	249700
12	Rasikbhai Sheth	309400	5.24	NIL	NIL	NIL	NIL	309400
13	Siddharth Mahendrakumar Sh	250800	4.25	NIL	NIL	NIL	NIL	250800
TOTAL		3487000	59.09	NIL	NIL	NIL	NIL	3487000



showing holding of securities (including shares, warrants, convertible securities) of persons (together with
 belonging to the category "Public" and holding more than 5% of the total number of shares of the company

	Name(s) of the shareholder(s) and the Persons Acting in Concert (PAC) with them	Number of shares	Shares as a percentage of total number of shares {i.e., Grand Total (A)+(B)+(C) indicated in Statement at para (I)(a) above}	Details of warrants		Details of convertible securities		Total shares (including underlying shares assuming full conversion of warrants and convertible securities) as a % of diluted share capital
				Number of warrants	As a % total number of warrants of the same class	Number of convertible securities held	% w.r.t total number of convertible securities of the same class	
1	Rasikbhai Sheth	309400	5.24	Nil	Nil	Nil	Nil	309400
2	Panraben Bhanubhai Shah	399800	6.78	Nil	Nil	Nil	Nil	399800
TOTAL		709200	12.02	NIL	NIL	NIL	NIL	709200

For Frontline Financial Services Limited



Director

SHOWING DETAILS OF LOCKD IN SHARES
 1685 COMPAY NAME: FRONTLINE FINANCIAL SERVICES LIMITED

Name of Shareholder	No of Locked-in Shares	% to Total No of Shares
NIL	NIL	NIL
TOTAL LOCKED IN SHARES	NIL	NIL

(II) (a) STATEMENT SHOWING DETAILS OF DEPOSITORY RECEIPTS (DRs)

Sr. No	Type of Outstanding DR ((ADRs, GDRs, SDRs, etc.)	No of Outstanding DRs	No of Shares underlying O/s DRs.	shares underlying O/s DRs as % of Total Shares indicated in Statement at para (I)(a) above.
	NIL	NIL	NIL	NIL

(II) (b) STATEMENT SHOWING HOLDING OF DEPOSITORY RECEIPTS (DRs) WHERE UNDERLYING SHARES ARE IN EXCESS OF 1% OF THE TOTAL NO. OF SHARES

Sr. No	Name of the DR Holder	Type of Outstanding DR ((ADRs, GDRs, SDRs, etc.)	No of Shares underlying O/s DRs.	shares underlying O/s DRs as % of Total Shares indicated in Statement at para (I)(a) above.
	NIL	NIL	NIL	NIL

For Frontline Financial Services Limited

