



Front Line

FINANCIAL SERVICES LTD.

(I) (a) STATEMENT SHOWING SHARE HOLDING PATTERN FOR THE QUARTER ENDED ON 31/12/2014

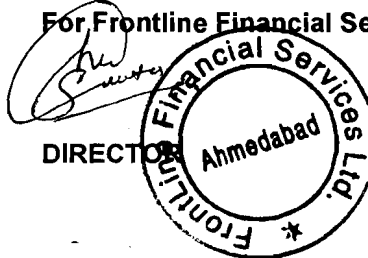
SCRIP CODE: 531685

COMPANY NAME: FRONTLINE FINANCIAL SERVICES LIMITED

Partly paid - up Shares	No. of Partly Paid up Shares	As a % of total no. of Partly Paid Up Share	As a % of total No.
			of shares of the Company
Held by promoter/ promoter group	NIL	NIL	NIL
Held by Public	NIL	NIL	NIL
Total	NIL	NIL	NIL
Outstanding Convertible Securities	No. of Outstanding Securities	As a % of total no. of outstanding Convertible securities	As a % of total no. of shares of the Company assuming full conversion of the convertible securities
Held by promoter/ promoter group	NIL	NIL	NIL
Held by Public	NIL	NIL	NIL
Total	NIL	NIL	NIL
Warrants	No. of Warrants	As a % of total no. of Warrants	As a % of total no. of shares of the Company assuming full conversion of Warrants
Held by promoter/ promoter group	NIL	NIL	NIL
Held by Public	NIL	NIL	NIL
Total	NIL	NIL	NIL
Total paid - up capital of the company, assuming full conversion of warrants and convertible securities	5901100 shares		

Date: 16.01.2015
Place: Ahmedabad

For Frontline Financial Services Limited



17-A, Pariseema Complex, C.G.Road, Ahmedabad -380009 ,(M).: 9825658051


STATEMENT SHOWING SHARE HOLDING PATTERN

Cate Code	Category of Shareholders	No of Share Holders	No of Shares Held	No of Shares Held in Demat	Total Shareholding as % of Total No. of Shares		Shares Pledged or Otherwise Encumbered	
					As %age of (A+B)	As %age of (A+B+C)	No. of Shares	As a % of A
A	Shareholding of promoter and promoter group							
1	Indian							
a	Individuals/HUFs	9	1812600	0	30.71631	30.71631	0	0.00000
b	Central Govt./State Govts.	0	0	0	0.00000	0.00000	0	0.00
c	Bodies Corporate	0	0	0	0.00000	0.00000	0	0.00
d	Financial Institutions/Banks	0	0	0	0.00000	0.00000	0	0.00
e	Any other	0	0	0	0.00000	0.00000	0	0.00
	Sub Total A(1)	9	1812600	0	30.71631	30.71631	0	0.00000
2	Foreign							
a	Non Resident Individuals/Foreign Ind.	0	0	0	0.00000	0.00000	0	0.00
b	Bodies Corporate	0	0	0	0.00000	0.00000	0	0.00
c	Institutions	0	0	0	0.00000	0.00000	0	0.00
d	Any others	0	0	0	0.00000	0.00000	0	0.00
	Sub Total A(2)	0	0	0	0.00000	0.00000	0	0.00
	Total Share Holding of promoter group	9	1812600	0	30.71631	30.71631	0	0.00000
B	Public Shareholding							
1	Institutions							
a	Mutual Funds/UTI	0	0	0	0.00000	0.00000	0	0.00
b	Financial Institutions/Banks	0	0	0	0.00000	0.00000	0	0.00
c	Central Govt./State Govt.	0	0	0	0.00000	0.00000	0	0.00
d	Venture Capital Funds	0	0	0	0.00000	0.00000	0	0.00
e	Insurance Companies	0	0	0	0.00000	0.00000	0	0.00
f	Foreign Institutional Investors	0	0	0	0.00000	0.00000	0	0.00
g	Foreign Venture Capital Investors	0	0	0	0.00000	0.00000	0	0.00
h	Any other	0	0	0	0.00000	0.00000	0	0.00
	Sub Total B(1)	0	0	0	0.00000	0.00000	0	0.00
2	Non Institutions							
a	Bodies Corporate	0	0	0	0.00000	0.00000	0	0.00
b1	Individuals-shareholders holding normal Share capital upto Rs 1 lac	480	548900	0	9.30166	9.30166	0	0.00
b2	Individuals-shareholders holding normal Share capital in excess of Rs 1 lac	22	3539600	0	59.98204	59.98204	0	0.00
c	Any other 1) Individual Director	0	0	0	0.00000	0.00000	0	0.00
	2) Clearing Member				0.00000	0.00000	0	0.00
	3) NRI	0	0	0	0.00000	0.00000	0	0.00
	4) OCB's	0	0	0	0.00000	0.00000	0	0.00
	5) Trust	0	0	0	0.00000	0.00000	0	0.00
	Sub Total B(2)	502	4088500	0	69.28369	69.28369	0	0.00
	Total Public Share Holding B(1) + B(2)	502	4088500	0	69.28369	69.28369	0	0.00
	Total A + B	511	5901100	0	100.00000	100.00000	0	0
C	Shares held by Custodians and against which Depository receipts have been issued	0	0	0	0.00000	0.00000	0	0.00
	Grand Total A + B + C	511	5901100	0	100.00000	100.00000	0	0

Date: 16.01.2015

Place: Ahmedabad

For Frontline Financial Services Limited




(f)(b) Statement showing holding of securities (including shares, warrants, convertible securities) of persons belonging to the category "Promoter and Promoter Group"

Sr. No.	Name of the shareholder	Details of Shares held		Encumbered shares (*)			Details of warrants		Details of convertible securities		Total shares (including underlying shares assuming full conversion of warrants and convertible securities) as a % of diluted share capital
		Number of shares held	As a % of grand total (A)+(B)+(C)	No.	As a percentage	As a % of grand total (A)+(B)+(C) of sub-clause (I)(a)	Number of warrants held	As a % total number of warrants of the same class	Number of convertible securities held	As a % total number of convertible securities of the same class	
(I)	(II)	(III)	(IV)	(V)	(VI)=(V)/(III)*100	(VII)	(VIII)	(IX)	(X)	(XI)	(XII)
1	Tushar Shashikant Shah	107,400	1.82	NIL	NIL	NIL	NIL	NIL	NIL	NIL	107,400
2	Chintan Vinodchandra Shah	59,700	1.01	NIL	NIL	NIL	NIL	NIL	NIL	NIL	59,700
3	Bhadresh Manubhai Mehta	59,400	1.01	NIL	NIL	NIL	NIL	NIL	NIL	NIL	59,400
4	Deep Sureshbhai Gadhecha	259,000	4.39	NIL	NIL	NIL	NIL	NIL	NIL	NIL	259,000
5	Ajitbhai Doshi	272,900	4.62	NIL	NIL	NIL	NIL	NIL	NIL	NIL	272,900
6	Sureshbhai U Gadhecha	296,900	5.03	NIL	NIL	NIL	NIL	NIL	NIL	NIL	296,900
7	Bipinbhai Sanghvi	276,500	4.69	NIL	NIL	NIL	NIL	NIL	NIL	NIL	276,500
8	Chhayaben S Gadhecha	293,800	4.98	NIL	NIL	NIL	NIL	NIL	NIL	NIL	293,800
9	Aalin Mehta	187,000	3.17	NIL	NIL	NIL	NIL	NIL	NIL	NIL	187,000
	TOTAL	1812600	30.72	NIL	NIL	NIL	NIL	NIL	NIL	NIL	1812600

(*) The term "encumbrance" has the same meaning as assigned to it in regulation 28(3) of the SAST Regulations, 2011


For Frontline Financial Services Limited



(I)(c)(i) Statement showing holding of securities (including shares, warrants, convertible securities) of persons belonging to the category "Public" and holding more than 1% of the total number of shares

Sr. No.	Name of the shareholder	Number of shares held	Shares as a percentage of total number of shares (i.e., Grand Total (A)+(B)+(C) indicated in Statement at para (I)(a) above}	Details of warrants		Details of convertible securities		Total shares (including underlying shares assuming full conversion of warrants and convertible securities) as a % of diluted share capital
				Number of warrants held	As a % total number of warrants of the same class	Number of convertible securities held	% w.r.t total number of convertible securities of the same class	
1	Arunaben Hiteshkumar Shah	252000	4.27	NIL	NIL	NIL	NIL	252000
2	Bhanvarbhai Gandhi	248000	4.20	NIL	NIL	NIL	NIL	248000
3	Bharatkumar Shantilal Mehta	249500	4.23	NIL	NIL	NIL	NIL	249500
4	Chandrakant Amrutlal Doshi	250000	4.24	NIL	NIL	NIL	NIL	250000
5	Pannaben Bhanubhai Shah	399800	6.78	NIL	NIL	NIL	NIL	399800
6	Jaiminbhai Jagdishchandra S	250000	4.24	NIL	NIL	NIL	NIL	250000
7	Shaileshbhai Bhatt	250000	4.24	NIL	NIL	NIL	NIL	250000
8	Surekhaben B. Shah	250000	4.24	NIL	NIL	NIL	NIL	250000
9	Mahesh Acharya	277800	4.71	NIL	NIL	NIL	NIL	277800
10	Ankita Joshi	249700	4.23	NIL	NIL	NIL	NIL	249700
11	Rasikbhai Sheth	309400	5.24	NIL	NIL	NIL	NIL	309400
12	Siddharth Mahendrakumar Sh	199800	3.39	NIL	NIL	NIL	NIL	199800
TOTAL		3186000	53.99	NIL	NIL	NIL	NIL	3186000

For Frontline Financial Services Limited



(I)(c)(ii) Statement showing holding of securities (including shares, warrants, convertible securities) of persons (together with PAC) belonging to the category "Public" and holding more than 5% of the total number of shares of the company

Sr. No.	Name(s) of the shareholder(s) and the Persons Acting in Concert (PAC) with them	Number of shares	Shares as a percentage of total number of shares {i.e., Grand Total (A)+(B)+(C) indicated in Statement at para (I)(a) above}	Details of warrants		Details of convertible securities		Total shares (including underlying shares assuming full conversion of warrants and convertible securities) as a % of diluted share capital
				Number of warrants	As a % total number of warrants of the same class	Number of convertible securities held	% w.r.t total number of convertible securities of the same class	
1	Rasikbhai Sheth	309400	5.24	Nil	Nil	Nil	Nil	309400
2	Pannaben Bhanubhai Shah	399800	6.78	Nil	Nil	Nil	Nil	399800
TOTAL		709200	12.02	NIL	NIL	NIL	NIL	709200

For Frontline Financial Services Limited



(I) (d) STATEMENT SHOWING DETAILS OF LOCKD IN SHARES

SCRIP CODE: 531685

COMPAY NAME: FRONTLINE FINANCIAL SERVICES LIMITED

Sr. No	Name of Shareholder	No of Locked-in Shares	% to Total No of Shares
	NIL	NIL	NIL
	TOTAL LOCKED IN SHARES	NIL	NIL


(II) (a) STATEMENT SHOWING DETAILS OF DEPOSITORY RECEIPTS (DRs)

Sr. No	Type of Outstanding DR ((ADRs, GDRs, SDRs, etc.)	No of Outstanding DRs	No of Shares underlying O/s DRs.	shares underlying O/s DRs as % of Total Shares indicated in Statement at para (I)(a) above.
	NIL	NIL	NIL	NIL

(II) (b) STATEMENT SHOWING HOLDING OF DEPOSITORY RECEIPTS (DRs) WHERE UNDERLYING SHARES ARE IN EXCESS OF 1% OF THE TOTAL NO. OF SHARES

Sr. No	Name of the DR Holder	Type of Outstanding DR ((ADRs, GDRs, SDRs, etc.)	No of Shares underlying O/s DRs.	shares underlying O/s DRs as % of Total Shares indicated in Statement at para (I)(a) above.
	NIL	NIL	NIL	NIL

For Frontline Financial Services Limited



Director