

**FRONTLINE FINANCIAL SERVICES LIMITED**

Regd. Office: Office no. 803, Eighth Floor, Wallstreet II, Ellisbridge, Ahmedabad-380006  
CIN: L65910GJ1991PLC016289

**Part-1 Statement of Standalone Financial Results For The Quarter Ended on 31st March 2022**


(Rs in lakhs)

Sr. No	Particulars	Quarter Ended			Year Ended	Year Ended
		31.03.2022	31.12.2021	31.03.2021	31.03.2022	31.03.2021
		(Unaudited)	(Unaudited)	(Audited)	(Audited)	(Audited)
1	Revenue from operations	5.41	5.89	0.00	11.30	0.00
2	Other income	11.32	0.00	0.68	11.32	0.68
3	<b>Total income (1+2)</b>	<b>16.73</b>	<b>5.89</b>	<b>0.68</b>	<b>22.62</b>	<b>0.68</b>
4	<b>Expenses</b>					
	(a) Purchase Of stock In Trade	5.36	5.08	0.00	10.44	0.00
	(b) Changes in inventories of building material, land and work in progress	0.00	0.00	0.00	0.00	0.00
	(c) Employee benefits expenses	3.16	0.00	0.00	3.16	0.00
	(d) Finance costs	0.00	0.01	0.00	0.00	0.00
	(e) Depreciation and amortisation expenses	0.00	0.00	0.08	0.06	0.08
	(f) Other expenses	1.15	0.55	0.25	7.93	0.25
	<b>Total expenses</b>	<b>9.67</b>	<b>5.64</b>	<b>0.33</b>	<b>21.59</b>	<b>0.33</b>
5	<b>Profit before exceptional items and tax (3-4)</b>	<b>7.06</b>	<b>0.25</b>	<b>0.35</b>	<b>1.03</b>	<b>0.35</b>
6	<b>Tax expense</b>					
	(a) Current tax (net)	0.00	0.00	0.10	0.15	0.10
	(b) Short / (excess) provision of income tax for earlier years	0.00	0.00	0.00	0.00	0.00
	(c) Deferred tax charge / (credit) (net)	0.00	0.00	0.00	0.00	0.00
	<b>Total tax expenses</b>	<b>0.00</b>	<b>0.00</b>	<b>0.10</b>	<b>0.15</b>	<b>0.10</b>
7	<b>Profit for the period (5-6)</b>	<b>7.06</b>	<b>0.25</b>	<b>0.25</b>	<b>0.88</b>	<b>0.25</b>
8	<b>Other comprehensive income (net of tax)</b>					
	(a) Items that will not be reclassified subsequently to profit or loss	0.00	0.00	0.00	0.00	0.00
	(b) Income tax related to items that will not be reclassified subsequently to profit or loss	0.00	0.00	0.00	0.00	0.00
	<b>Total other comprehensive income</b>	<b>0.00</b>	<b>0.00</b>	<b>0.00</b>	<b>0.00</b>	<b>0.00</b>
9	<b>Total comprehensive income (7+8)</b>	<b>7.06</b>	<b>0.25</b>	<b>0.25</b>	<b>0.88</b>	<b>0.25</b>
10	(a) Paid-up equity share capital (face value : `10 per share)					
	(b) Other equity					
11	Earnings per share (face value of `10 each)					
	(a) Basic (`)	0.00	0.00	0.00	0.00	0.000
	(b) Diluted (`)	0.00	0.00	0.00	0.00	0.000

**Notes:**

- The above Standalone Financial Results have been reviewed by the Audit Committee and subsequently approved by the Board of Directors at their respective meetings held on 30/05/222. The same have also been subjected to Limited Review by the Statutory Auditors and have issued unmodified Limited Review report on the same.
- The Statement include results for the year ended 31st March 2022
- Previous period figures have been reclassified in conformity with the classification of the current period results if any.
- Statement of Assets and Liabilites as on 31st March 2022 is enclosed herewith.

For and on behalf of  
Frontline Financial Services Limited.

  
Sandeep Mathur  
Director  
DIN : 08173027



Place : Ahmedabad  
Date : 30-05-2022

**FRONTLINE FINANCIAL SERVICES LIMITED**

Regd. Office: Office no. 803, Eighth Floor, Wallstreet II, Elisbridge, Ahmedabad-380006

CIN: L65910GJ1991PLC016289

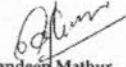
Part-1 Statement of Standalone unaudited Financial Results for the Quarter Ended 31st March 2022

Standalone Statement of Assets and Liabilities

(Amount in Lakhs)

Particulars		As on 31.03.2022	As on 31.03.2021
		Unaudited	Unaudited
<b>II.</b>	<b>ASSETS</b>		
<b>1</b>	<b>Non-current assets</b>		
(a)	Property, plant and equipment and Intangible assets		
(i)	Property, plant and equipment	0.13	0.19
(ii)	Intangible assets	0.00	0.00
(iii)	Capital work-in-progress	0.00	0.00
(iv)	Intangible assets under development	0.00	0.00
(b)	Non-current investments	100.00	100.00
(c)	Deferred tax assets (net)	0.00	0.00
(d)	Long-term loans and advances	549.26	609.24
(e)	Other non-current assets	0.00	0.00
<b>2</b>	<b>Current assets</b>		
(a)	Current Investments	0.00	0.00
(b)	Inventories	215.00	215.00
(c)	Trade receivables	52.98	46.08
(d)	Cash and cash equivalents	32.33	59.59
(e)	Short-term loans and advances	0.00	0.00
(f)	Other current assets	0.88	0.61
	<b>TOTAL ASSETS</b>	<b>950.58</b>	<b>1,030.71</b>
<b>II</b>	<b>EQUITY AND LIABILITIES:</b>		
<b>1</b>	<b>Shareholders' funds</b>		
(a)	Share capital	590.11	590.11
(b)	Reserves and surplus	48.05	47.16
(c)	Money received against share warrants	0.00	0.00
		0.00	0.00
<b>2</b>	<b>Non-current liabilities</b>		
(a)	Long-term borrowings	0.00	57.34
(b)	Deferred tax liabilities (Net)	0.03	0.03
(c)	Other Long term liabilities	0.00	0.00
(d)	Long-term provisions	0.00	0.00
<b>3</b>	<b>Current liabilities</b>		
(a)	Short-term borrowings	0.00	0.00
(b)	Trade payables	287.24	315.42
	(i) total outstanding dues of micro enterprises and small enterprises; and		
	(ii) total outstanding dues of creditors other than micro enterprises and small enterprises		
(c)	Other current liabilities	24.92	20.05
(d)	Short-term provisions	0.23	0.60
	<b>TOTAL</b>	<b>950.58</b>	<b>1,030.71</b>

For and on behalf of  
Frontline Financial Services Limited.

  
Sandeep Mathur  
Director  
DIN : 08173027



Place : Ahmedabad  
Date : 30-05-2022

**FRONTLINE FINANCIAL SERVICES LIMITED**

Regd. Office: Office no. 803, Eighth Floor, Wallstreet II, Elisbridge, Ahmedabad-380006

CIN: L65910GJ1991PLC016289

Part-1 Statement of Standalone audited Financial Results for the Quarter Ended 31st March 2022

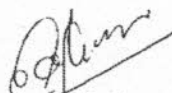
**Cash Flow Statement for the year ended 31st March 2022**

(Rs in lakhs)

	Particulars	For the year ended 31March 2022	For the year ended 31March 2021
<b>A</b>	<b>Cashflow from Oprating Activities</b>		
	Net Profit before Tax as per Profit & Loss Account	1.04	0.36
	<b>Adjustment For:</b>		
	Depreication Expense	0.05	0.08
	Priliminaary expenses w/off	0.00	0.00
	Deferred Tax	0.00	0.00
	Interest Expense	0.00	0.00
		0.05	0.08
	Operating Profit before changes in working Capital	<b>1.09</b>	<b>0.43</b>
	<b>Adjustment for:</b>		
	Trade Receivables	-6.90	0.00
	Loans & Advances	59.98	4.04
	Inventories	0.00	0.00
	Other Current Assets	-0.25	-0.13
	Trade Payable	-21.41	-24.04
	Other Current Liabilies	-1.89	0.00
	Current liabilities & Provisions	-0.38	0.36
		29.14	-19.78
	Cash generated from Operations	30.23	-19.34
	Taxes Paid	0.15	0.11
	Priliminary expense incurred	0.00	0.00
	<b>Cash flow from operating activities</b>	<b>30.08</b>	<b>-19.45</b>
<b>B</b>	<b>Cash Flow from Investing Acttivities</b>		
	Purchase of Fixed Assets	0.00	0.00
	<b>Cash flow from investing activities</b>	<b>0.00</b>	<b>0.00</b>

<b>C</b>	<b>Cashflow from Financing Activities</b>		
	Proceeds from issue of share capital	0.00	0.00
	Proceeds from long term borrowings	-57.34	19.50
	Interest Expense	0.00	0.00
	Short Term Borrowings from Bank	0.00	0.00
	Proceeds from share premium	0.00	0.00
	<b>Cash flow from financing activities</b>	<b>-57.34</b>	<b>19.50</b>
	<b>Net Increase in Cash &amp; Cash Equivalent</b>	<b>-27.26</b>	<b>0.05</b>
	Opening balance of Cash & Cash Equivalent	59.59	59.55
	Closing balance of Cash & Cash Equivalent	<b>32.33</b>	<b>59.59</b>

For and on behalf of  
Frontline Financial Services Limited.

  
Sandeep Mathur  
Director  
DIN : 08173027



Place: Ahmedabad  
Date : 30-05-2022